

Date:03/05/2024

Democratic

Final Results

Number of Ballots:1725

All Precincts	HC 41					0	Ballots
	26	8	0	5	2		
OFFICES AND CANDIDATES	A	B	C	D	E	TOTALS	
PRESIDENTIAL PREFERENCE							
Dean Philips	12	11	21	14	18	76	
Joseph R. Biden	243	340	201	209	348	1341	
Marianne Williamson	21	14	11	14	13	73	
No Preference	21	38	31	26	26	142	
Write-In	11	6	9	13	9	48	
Blank	16	7	11	2	9	45	1725
	324	416	284	278	423		
STATE COMMITTEE MAN							
Kevin J. Costa	252	303	219	214	311	1299	
Write-In	0	0	1	2	1	4	
Blank	72	113	64	62	111	422	1725
	324	416	284	278	423		
STATE COMMITTEE WOMAN							
Debra A. Fastino	183	229	155	151	220	938	
Nadia Anne Paquette	79	93	74	77	96	419	
Write-In	1	0	1	0	2	4	
Blank	61	94	54	50	105	364	1725
	324	416	284	278	423		
WARD COMMITTEE							
Group	156	219	154	143	212	884	To Be Determined
Megan M. O'Brien	179	242	165	159	238	983	
Donna M. Amaral	205	261	181	173	272	1092	
Anne D. Bullard	176	257	166	153	255	1007	
John K. Bullard	173	265	168	157	263	1026	
Kathryn E. Cayton	176	233	166	156	232	963	
Timothy M. Cayton	171	230	166	158	224	949	
David C. Cole	172	262	165	157	270	1026	
James M. Cronin	176	241	163	162	232	974	
Craig J. Dutra	178	256	178	166	254	1032	
Priscilla Gay Gillespie	192	297	182	167	303	1141	
Wendy H. Goldberg	171	261	169	155	261	1017	
Paul R. Jennings	177	242	169	162	238	988	
Catherine B. Lanier	171	241	163	152	241	968	
Henry D. Lanier	168	237	160	150	231	946	
Steven J. Ouellette	199	273	200	190	274	1136	
Michael J. Rodrigues	243	306	214	219	302	1284	
Shana M. Shufelt	183	256	172	162	271	1044	
Betty F. Slade	178	260	171	158	268	1035	
David I. Dorsky	164	229	159	153	222	927	
Mary B. Zickefoose	169	237	159	152	225	942	
WI:	5	3	7	0	6	21	
Blank	7558	9252	6343	6326	9709	39188	60573
	11340	14560	9940	9730	15003	TOTALS	

Date: 03/05/2024

Libertarian

Final Results

Total Ballots:33

All Precincts

HC	4			
3	0	0	0	1

OFFICES AND CANDIDATES	A	B	C	D	E	TOTALS
PRESIDENTIAL PREFERENCE						
Jacob George Hornberger	2	0	1	0	1	4
Michael D. Rectenwald	1	0	0	0	0	1
Chase Russell Oliver	3	0	1	0	0	4
Michael Ter Maat	0	0	0	0	0	0
Lars Damian Mapstead	0	0	0	0	2	2
No Preference	2	2	3	0	5	12
Write-In	4	2	1	1	2	10
Blank	0	0	0	0	0	0
	12	4	6	1	10	
STATE COMMITTEE MAN						
Write-In	5	1	2	1	1	10
Blank	7	3	4	0	9	23
	12	4	6	1	10	
STATE COMMITTEE WOMAN						
Write-In	4	1	1	1	1	8
Blank	8	3	5	0	9	25
	12	4	6	1	10	
WARD COMMITTEE						
Write-In	8	1	5	0	1	
Blank	112	39	55	10	99	
	120	40	60	10	100	

Date: 03/05/2024
 Final Results
 Number of Ballots:2032

Republican

All Precincts

OFFICES AND CANDIDATES	HC 9					TOTALS
	9	0	0	0	0	
PRESIDENTIAL PREFERENCE						
Chris Christie	3	3	0	1	3	10
Ryan Binkley	3	0	0	0		3
Vivek Ramaswamy	2	2	1	2	2	9
Asa Hutchinson	0	0	0	0		0
Donald J. Trump	307	277	321	274	294	1473
Ron DeSantis	3	5	3	4	6	21
Nikki Haley	60	161	57	92	125	495
No Preference	2	8	2	2	3	17
Write-In	0	1	0	0	1	2
Blank	0	2	0	0		2
	380	459	384	375	434	
STATE COMMITTEE MAN						
Gabriel Boomer Amaral	237	217	231	214	196	1095
Angel Pantoja	55	77	72	69	93	366
Write-In	1	1	0	0	0	2
Blank	87	164	81	92	145	569
	380	459	384	375	434	
STATE COMMITTEE WOMAN						
Kayla Rose Churchhill	237	240	244	230	236	1187
Write-In	4	3	0	1	2	10
Blank	139	216	140	144	196	835
	380	459	384	375	434	
WARD COMMITTEE						
Group	129	173	120	117	165	704
Evan Gendreau	227	249	219	208	238	1141
Darrell J. Fournier, JR.	150	188	135	137	185	795
Judith E. Brightman	159	198	140	137	185	819
Clifford A. Brightman	153	199	132	138	182	804
Dennis P. Moniz	155	181	135	140	181	792
Arthur G. Caesar	179	207	158	170	191	905
Sarah M. Caesar	155	198	140	150	187	830
Gloria M. Cabral	157	201	148	143	188	837
John A. Cabral, SR.	161	209	147	153	193	863
Marjorie L. Pavao	148	183	134	135	179	779
Marilyn Simons	150	183	128	133	177	771
Paul D. Simons	154	186	134	130	179	783
Robert C. Alves, II	158	181	145	136	181	801
Paul R. Trial	148	184	144	132	178	786
Pamela M. Costa	158	194	148	149	194	843
Write-In	20	3	7	5	4	39
Blank	10739	12948	11126	10812	12203	57828
	13300	16065	13440	13125	15190	

The Commonwealth of Massachusetts
William Francis Galvin, Secretary of the Commonwealth
Elections Division

Return of Votes - DEMOCRAT PRESIDENTIAL PRIMARY March 05, 2024


WESTPORT

Total Number of Persons Who Voted in the
DEMOCRAT PRESIDENTIAL PRIMARY 1725

***** ATTENTION CLERK : SIGN AND RETURN AT ONCE *****

I certify that all ballots cast for candidates
in the DEMOCRAT PRESIDENTIAL PRIMARY held on March 05, 2024
have been counted and recorded in accordance with the law,
and that the following return of votes is correct

Clerk: _____



The Commonwealth of Massachusetts
William Francis Galvin, Secretary of the Commonwealth
Elections Division


Return of Votes - LIBERTARIAN PRESIDENTIAL PRIMARY March 05, 2024

WESTPORT

Total Number of Persons Who Voted in the
LIBERTARIAN PRESIDENTIAL PRIMARY 33

***** ATTENTION CLERK : SIGN AND RETURN AT ONCE *****

I certify that all ballots cast for candidates
in the LIBERTARIAN PRESIDENTIAL PRIMARY held on March 05, 2024
have been counted and recorded in accordance with the law,
and that the following return of votes is correct

Clerk:  _____

The Commonwealth of Massachusetts
William Francis Galvin, Secretary of the Commonwealth
Elections Division


Return of Votes - REPUBLICAN PRESIDENTIAL PRIMARY March 05, 2024

WESTPORT

Total Number of Persons Who Voted in the
REPUBLICAN PRESIDENTIAL PRIMARY 2032

***** ATTENTION CLERK : SIGN AND RETURN AT ONCE *****

I certify that all ballots cast for candidates
in the REPUBLICAN PRESIDENTIAL PRIMARY held on March 05, 2024
have been counted and recorded in accordance with the law,
and that the following return of votes is correct

Clerk:  _____

***** METHOD OF RECORDING VOTES *****

Record the number of votes for each listed candidate and for each write-in or sticker candidate. The space between the last candidate's name and the designation 'All Others' is to be used to record the names, addresses (if known) and votes of any write-ins. Also, record the number of votes for No Preference and Blanks. The total vote for each office is the sum of votes for listed candidates, write-ins and blanks. The total vote should be equal to the number of people who voted in the LIBERTARIAN PRESIDENTIAL PRIMARY Do not send results of ward or town committee candidates to this office.

***** IMPORTANT : DO NOT SEPARATE SHEETS *****

***** METHOD OF RECORDING VOTES *****

Record the number of votes for each listed candidate and for each write-in or sticker candidate. The space between the last candidate's name and the designation 'All Others' is to be used to record the names, addresses (if known) and votes of any write-ins. Also, record the number of votes for No Preference and Blanks. The total vote for each office is the sum of votes for listed candidates, write-ins and blanks. The total vote should be equal to the number of people who voted in the REPUBLICAN PRESIDENTIAL PRIMARY. Do not send results of ward or town committee candidates to this office.

***** IMPORTANT : DO NOT SEPARATE SHEETS *****

***** METHOD OF RECORDING VOTES *****

Record the number of votes for each listed candidate and for each write-in or sticker candidate. The space between the last candidate's name and the designation 'All Others' is to be used to record the names, addresses (if known) and votes of any write-ins. Also, record the number of votes for No Preference and Blanks. The total vote for each office is the sum of votes for listed candidates, write-ins and blanks. The total vote should be equal to the number of people who voted in the DEMOCRAT PRESIDENTIAL PRIMARY Do not send results of ward or town committee candidates to this office.

***** IMPORTANT : DO NOT SEPARATE SHEETS *****

Party: DEMOCRAT

Office Name: PRESIDENTIAL PREFERENCE
District Name: 0001 STATEWIDE
Town Name: 334 WESTPORT

Candidates	Votes
1 DEAN PHILLIPS	76
2 JOSEPH R. BIDEN	1341
3 MARIANNE WILLIAMSON	73
4 NO PREFERENCE-DEM	142
* CENK UYGER	0
All Others	48
Blanks	45
Total Votes Cast	1725

Office Name: STATE COMMITTEE MAN
District Name: 0021 FIRST BRISTOL & PLYMOUTH DISTRICT
Town Name: 334 WESTPORT

Candidates	Votes
1 KEVIN J. COSTA	1299
All Others	4
Blanks	422
Total Votes Cast	1725

Office Name: STATE COMMITTEE WOMAN
District Name: 0021 FIRST BRISTOL & PLYMOUTH DISTRICT
Town Name: 334 WESTPORT

Candidates	Votes
1 DEBRAA. FASTINO	938

Party: DEMOCRAT

Office Name: STATE COMMITTEE WOMAN
District Name: 0021 FIRST BRISTOL & PLYMOUTH DISTRICT
Town Name: 334 WESTPORT

Candidates	Votes
2 NADIA ANNE PAQUETTE	419
All Others	4
Blanks	364
Total Votes Cast	1725

Office Name: **PRESIDENTIAL PREFERENCE**
 District Name: 0001 **STATEWIDE**
 Town Name: 334 **WESTPORT**

Candidates	Votes
1 JACOB GEORGE HORNBERGER	4
2 MICHAEL D. RECTENWALD	1
3 CHASE RUSSELL OLIVER	4
4 MICHAEL TER MAAT	0
5 LARS DAMIAN MAPSTEAD	2
6 NO PREFERENCE - LIB	12
All Others	10
Blanks	0
Total Votes Cast	33

Office Name: **STATE COMMITTEE MAN**
 District Name: 0021 **FIRST BRISTOL & PLYMOUTH DISTRICT**
 Town Name: 334 **WESTPORT**

Candidates	Votes
No Nomination	0
All Others	10
Blanks	23
Total Votes Cast	33

Party: LIBERTARIAN

Office Name: STATE COMMITTEE WOMAN
District Name: 0021 FIRST BRISTOL & PLYMOUTH DISTRICT
Town Name: 334 WESTPORT

Candidates	Votes
No Nomination	0
All Others	8
Blanks	25
Total Votes Cast	33

Office Name: **PRESIDENTIAL PREFERENCE**
 District Name: 0001 **STATEWIDE**
 Town Name: 334 **WESTPORT**

	Candidates	Votes
1	CHRIS CHRISTIE	10
2	RYAN BINKLEY	3
3	VIVEK RAMASWAMY	9
4	ASA HUTCHINSON	0
5	DONALD J. TRUMP	1473
6	RON DeSANTIS	21
7	NIKKI HALEY	495
8	NO PREFERENCE - REP	17
	All Others	2
	Blanks	2
	Total Votes Cast	2032

Office Name: **STATE COMMITTEE MAN**
 District Name: 0021 **FIRST BRISTOL & PLYMOUTH DISTRICT**
 Town Name: 334 **WESTPORT**

	Candidates	Votes
1	GABRIEL BOOMER AMARAL	1095
2	ANGEL PANTOJA	366
	All Others	2
	Blanks	569
	Total Votes Cast	2032

Party: **REPUBLICAN**

Page 6 of 6

Office Name: **STATE COMMITTEE WOMAN**
District Name: 0021 **FIRST BRISTOL & PLYMOUTH DISTRICT**
Town Name: 334 **WESTPORT**

	Candidates	Votes
1	KAYLA ROSE CHURCHILL	1187
	All Others	10
	Blanks	835
	Total Votes Cast	2032

District	Ward	Prnct	Office	Write In	Candidate	P	Votes
STATEWIDE		A	PRESIDENTIAL PREFERENCE		CHRIS CHRISTIE	R	3
STATEWIDE		A	PRESIDENTIAL PREFERENCE		RYAN BINKLEY	R	3
STATEWIDE		A	PRESIDENTIAL PREFERENCE		VIVEK RAMASWAMY	R	2
STATEWIDE		A	PRESIDENTIAL PREFERENCE		ASA HUTCHINSON	R	0
STATEWIDE		A	PRESIDENTIAL PREFERENCE		DONALD J. TRUMP	R	307
STATEWIDE		A	PRESIDENTIAL PREFERENCE		RON DeSANTIS	R	3
STATEWIDE		A	PRESIDENTIAL PREFERENCE		NIKKI HALEY	R	60
STATEWIDE		A	PRESIDENTIAL PREFERENCE		NO PREFERENCE - REP	R	2
STATEWIDE		A	PRESIDENTIAL PREFERENCE		[All Other Votes]	R	0
STATEWIDE		A	PRESIDENTIAL PREFERENCE		[Blank Votes]	R	0
STATEWIDE		B	PRESIDENTIAL PREFERENCE		CHRIS CHRISTIE	R	3
STATEWIDE		B	PRESIDENTIAL PREFERENCE		RYAN BINKLEY	R	0
STATEWIDE		B	PRESIDENTIAL PREFERENCE		VIVEK RAMASWAMY	R	2
STATEWIDE		B	PRESIDENTIAL PREFERENCE		ASA HUTCHINSON	R	0
STATEWIDE		B	PRESIDENTIAL PREFERENCE		DONALD J. TRUMP	R	277
STATEWIDE		B	PRESIDENTIAL PREFERENCE		RON DeSANTIS	R	5
STATEWIDE		B	PRESIDENTIAL PREFERENCE		NIKKI HALEY	R	161
STATEWIDE		B	PRESIDENTIAL PREFERENCE		NO PREFERENCE - REP	R	8
STATEWIDE		B	PRESIDENTIAL PREFERENCE		[All Other Votes]	R	1
STATEWIDE		B	PRESIDENTIAL PREFERENCE		[Blank Votes]	R	2
STATEWIDE		C	PRESIDENTIAL PREFERENCE		CHRIS CHRISTIE	R	0
STATEWIDE		C	PRESIDENTIAL PREFERENCE		RYAN BINKLEY	R	0
STATEWIDE		C	PRESIDENTIAL PREFERENCE		VIVEK RAMASWAMY	R	1
STATEWIDE		C	PRESIDENTIAL PREFERENCE		ASA HUTCHINSON	R	0
STATEWIDE		C	PRESIDENTIAL PREFERENCE		DONALD J. TRUMP	R	321
STATEWIDE		C	PRESIDENTIAL PREFERENCE		RON DeSANTIS	R	3
STATEWIDE		C	PRESIDENTIAL PREFERENCE		NIKKI HALEY	R	57
STATEWIDE		C	PRESIDENTIAL PREFERENCE		NO PREFERENCE - REP	R	2
STATEWIDE		C	PRESIDENTIAL PREFERENCE		[All Other Votes]	R	0
STATEWIDE		C	PRESIDENTIAL PREFERENCE		[Blank Votes]	R	0
STATEWIDE		D	PRESIDENTIAL PREFERENCE		CHRIS CHRISTIE	R	1
STATEWIDE		D	PRESIDENTIAL PREFERENCE		RYAN BINKLEY	R	0
STATEWIDE		D	PRESIDENTIAL PREFERENCE		VIVEK RAMASWAMY	R	2
STATEWIDE		D	PRESIDENTIAL PREFERENCE		ASA HUTCHINSON	R	0
STATEWIDE		D	PRESIDENTIAL PREFERENCE		DONALD J. TRUMP	R	274
STATEWIDE		D	PRESIDENTIAL PREFERENCE		RON DeSANTIS	R	4
STATEWIDE		D	PRESIDENTIAL PREFERENCE		NIKKI HALEY	R	92
STATEWIDE		D	PRESIDENTIAL PREFERENCE		NO PREFERENCE - REP	R	2
STATEWIDE		D	PRESIDENTIAL PREFERENCE		[All Other Votes]	R	0
STATEWIDE		D	PRESIDENTIAL PREFERENCE		[Blank Votes]	R	0
STATEWIDE		E	PRESIDENTIAL PREFERENCE		CHRIS CHRISTIE	R	3
STATEWIDE		E	PRESIDENTIAL PREFERENCE		RYAN BINKLEY	R	0
STATEWIDE		E	PRESIDENTIAL PREFERENCE		VIVEK RAMASWAMY	R	2
STATEWIDE		E	PRESIDENTIAL PREFERENCE		ASA HUTCHINSON	R	0
STATEWIDE		E	PRESIDENTIAL PREFERENCE		DONALD J. TRUMP	R	294
STATEWIDE		E	PRESIDENTIAL PREFERENCE		RON DeSANTIS	R	6
STATEWIDE		E	PRESIDENTIAL PREFERENCE		NIKKI HALEY	R	125
STATEWIDE		E	PRESIDENTIAL PREFERENCE		NO PREFERENCE - REP	R	3
STATEWIDE		E	PRESIDENTIAL PREFERENCE		[All Other Votes]	R	1
STATEWIDE		E	PRESIDENTIAL PREFERENCE		[Blank Votes]	R	0
FIRST BRISTOL & PLYMOUTH DIS		A	STATE COMMITTEE MAN		GABRIEL BOOMER AMARA	R	237

District	Ward	Prnct	Office	Write In	Candidate	P	Votes
FIRST BRISTOL & PLYMOUTH DIS	A		STATE COMMITTEE MAN		ANGEL PANTOJA	R	55
FIRST BRISTOL & PLYMOUTH DIS	A		STATE COMMITTEE MAN	[All Other Votes]		R	1
FIRST BRISTOL & PLYMOUTH DIS	A		STATE COMMITTEE MAN	[Blank Votes]		R	87
FIRST BRISTOL & PLYMOUTH DIS	A		STATE COMMITTEE WOMAN		KAYLA ROSE CHURCHILL	R	237
FIRST BRISTOL & PLYMOUTH DIS	A		STATE COMMITTEE WOMAN	[All Other Votes]		R	4
FIRST BRISTOL & PLYMOUTH DIS	A		STATE COMMITTEE WOMAN	[Blank Votes]		R	139
FIRST BRISTOL & PLYMOUTH DIS	B		STATE COMMITTEE MAN		GABRIEL BOOMER AMARA	R	217
FIRST BRISTOL & PLYMOUTH DIS	B		STATE COMMITTEE MAN		ANGEL PANTOJA	R	77
FIRST BRISTOL & PLYMOUTH DIS	B		STATE COMMITTEE MAN	[All Other Votes]		R	1
FIRST BRISTOL & PLYMOUTH DIS	B		STATE COMMITTEE MAN	[Blank Votes]		R	164
FIRST BRISTOL & PLYMOUTH DIS	B		STATE COMMITTEE WOMAN		KAYLA ROSE CHURCHILL	R	240
FIRST BRISTOL & PLYMOUTH DIS	B		STATE COMMITTEE WOMAN	[All Other Votes]		R	3
FIRST BRISTOL & PLYMOUTH DIS	B		STATE COMMITTEE WOMAN	[Blank Votes]		R	216
FIRST BRISTOL & PLYMOUTH DIS	C		STATE COMMITTEE MAN		GABRIEL BOOMER AMARA	R	231
FIRST BRISTOL & PLYMOUTH DIS	C		STATE COMMITTEE MAN		ANGEL PANTOJA	R	72
FIRST BRISTOL & PLYMOUTH DIS	C		STATE COMMITTEE MAN	[All Other Votes]		R	0
FIRST BRISTOL & PLYMOUTH DIS	C		STATE COMMITTEE MAN	[Blank Votes]		R	81
FIRST BRISTOL & PLYMOUTH DIS	C		STATE COMMITTEE WOMAN		KAYLA ROSE CHURCHILL	R	244
FIRST BRISTOL & PLYMOUTH DIS	C		STATE COMMITTEE WOMAN	[All Other Votes]		R	0
FIRST BRISTOL & PLYMOUTH DIS	C		STATE COMMITTEE WOMAN	[Blank Votes]		R	140
FIRST BRISTOL & PLYMOUTH DIS	D		STATE COMMITTEE MAN		GABRIEL BOOMER AMARA	R	214
FIRST BRISTOL & PLYMOUTH DIS	D		STATE COMMITTEE MAN		ANGEL PANTOJA	R	69
FIRST BRISTOL & PLYMOUTH DIS	D		STATE COMMITTEE MAN	[All Other Votes]		R	0
FIRST BRISTOL & PLYMOUTH DIS	D		STATE COMMITTEE MAN	[Blank Votes]		R	92
FIRST BRISTOL & PLYMOUTH DIS	D		STATE COMMITTEE WOMAN		KAYLA ROSE CHURCHILL	R	230
FIRST BRISTOL & PLYMOUTH DIS	D		STATE COMMITTEE WOMAN	[All Other Votes]		R	1
FIRST BRISTOL & PLYMOUTH DIS	D		STATE COMMITTEE WOMAN	[Blank Votes]		R	144
FIRST BRISTOL & PLYMOUTH DIS	E		STATE COMMITTEE MAN		GABRIEL BOOMER AMARA	R	196
FIRST BRISTOL & PLYMOUTH DIS	E		STATE COMMITTEE MAN		ANGEL PANTOJA	R	93
FIRST BRISTOL & PLYMOUTH DIS	E		STATE COMMITTEE MAN	[All Other Votes]		R	0
FIRST BRISTOL & PLYMOUTH DIS	E		STATE COMMITTEE MAN	[Blank Votes]		R	145
FIRST BRISTOL & PLYMOUTH DIS	E		STATE COMMITTEE WOMAN		KAYLA ROSE CHURCHILL	R	236
FIRST BRISTOL & PLYMOUTH DIS	E		STATE COMMITTEE WOMAN	[All Other Votes]		R	2
FIRST BRISTOL & PLYMOUTH DIS	E		STATE COMMITTEE WOMAN	[Blank Votes]		R	196